



### District Report Card: 2017


<b>State:</b> Arunachal Pradesh	<b>District:</b> West Kameng
<b>Class:</b> 3	<b>Subject:</b> EVS
<b>Schools:</b> 61	<b>Students:</b> 790


### Participation/Coverage


#### Students

<div>GENDER</div> <div></div>	Boys		Girls	
	Number	%	Number	%
	381	48.23	409	51.77

<div>AREA</div> <div></div>	Rural		Urban	
	Number	%	Number	%
	688	87.09	102	12.91

<div>CATEGORY</div> <div></div>	SC		ST		OBC		GEN	
	Number	%	Number	%	Number	%	Number	%
	7	0.89	487	61.65	12	1.52	284	35.95

<div>CWSN</div> <div></div>	LD	VI	HI	S&LD	ID	Oth
	1	1	0	4	0	0

<div>Management</div> <div></div>	Government		Government-aided	
	Number	%	Number	%
	639	80.89	151	19.11

### Average Performance of Students in EVS (%)

Overall	Gender		Area		Management		Social Group			
	Male	Female	Rural	Urban	Govt.	Aided	SC	ST	OBC	GEN
44.00	43.41	44.55	44.16	42.94	43.17	47.51	56.19	42.48	51.11	46.01

## Performance on Learning Outcomes (LOs)

Learning Outcomes	Description	Average Performance(%)
E302	Identifies simple features (e.g. movement, at places found/ kept, eating habits, sounds) of animals and birds in the immediate surroundings.	31.27
E303	Identifies relationships with and among family members	32.55
E304	Identifies objects, signs (vessels, stoves, transport, means of communication, transport, signboards etc.), places (types of houses/shelters, bus stand, petrol pump etc.) activities (works people do, cooking processes, etc.) at home/school/neighborhoods	44.95
E305	Describes need of food for people of different age groups, animals/birds, availability of food and water and use of water at home and surroundings	53.86
E307	Groups objects, birds, animals, features, activities according to differences/similarities using different senses. (e.g. appearance/place of living/ food/ movement/ likes-dislikes/ any other features)	51.38
E309	Identifies directions, location of objects/places in simple maps using signs/symbols/verbally	34.48
E310	Guesses properties, estimates quantities of materials/activities in daily life and verifies using symbols/non-standard units	38.35
E311	Records observations, experiences, information on objects/activities/places visited in different ways and predicts patterns etc.	29.37
E313	Observes rules in games (local, indoor, outdoor)	29.69
E314	Voices opinion on good/bad touch , stereotypes for tasks/play/food in family w.r.t gender, misuse/wastage of food and water in family and school.	48.10

Range of Performance of Students who Answered Correctly							
Below 30%		30% - 50%		50% - 75%		Above 75%	
Number	%	Number	%	Number	%	Number	%
221	27.97	251	31.77	252	31.90	66	8.35

## Lowest Performing Learning Outcomes (LOs)

- 1 - Records observations, experiences, information on objects/activities/places visited in different ways and predicts patterns etc. (29.37)
- 2 - Observes rules in games (local, indoor, outdoor) (29.69)
- 3 - Identifies simple features (e.g. movement, at places found/ kept, eating habits, sounds) of animals and birds in the immediate surroundings. (31.27)
- 4 - Identifies relationships with and among family members (32.55)
- 5 - Identifies directions, location of objects/places in simple maps using signs/symbols/verbally (34.48)